

A decorative border of palm trees surrounds the page. The border consists of a top row of 15 palm trees, a bottom row of 15 palm trees, and two vertical columns of 15 palm trees each on the left and right sides.

Hawaiian Luau Themed BINGO

The greatest thing about Bingo, aside from the fact that it's loads of fun, is that it's a great game for every age! Included in this packet you'll find everything you'll need to host a fun game of Bingo for up to 16 players.

In this document you'll find all the necessary rules for play, including some fun variations, cards, game draws and space markers.

It's a good idea to begin by printing out each page of your game cards and game pieces. If your printer will not allow a heavier paper/cardstock for your printing, you might want to take these print outs and make additional copies on cardstock at your local print/copy shop, although it's not necessary for game play.

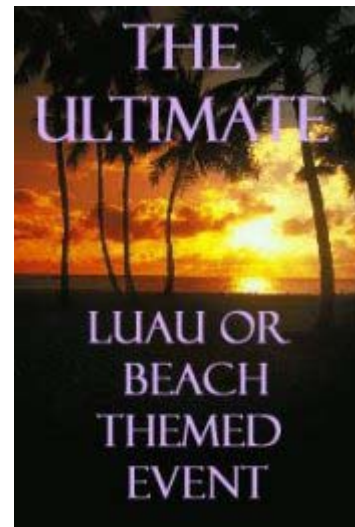
You'll need to make enough copies of the Bingo Markers so that every participant will have enough for game play. Once all the copies have been made, cut each of the squares out – these will be your game markers (each participant should have at least 16 game marker pieces.)

Finally, cut out each square from the Draw Markers page. Keep these separate from your game markers.

Save an ADDITIONAL 20% NOW ON ALL OF our HaWaiian Luau Themed DOWNLOADS!!!



A complete Hawaiian Themed Adventure Hunt!



A TON of creative ideas to help make your luau party AMAZING!



A classic game with a luau Theme!



Planning a treasure hunt for those too young to read!

When prompted for the coupon code, simply enter: **aloha7751**

<http://www.creativetreasurehunts.com>

RULES and PLAY

Another great thing about Bingo is the simplicity of rules. Each player is to pick a BINGO card from the 16 provided. Each player is also to receive a small handful of game markers, at least 16 for each player. Finally, all of the Game Draw squares are to be shuffled and placed face down on a flat surface, ready to be chosen during play.

Once all cards and markers have been passed out, the game begins. If you'll notice, there aren't any designated FREE SPACES on the boards. This was intentional. You have the choice to either omit the opportunity for free spaces OR allow each player to CHOOSE a free space of their own. Of course, their goal will be to try and choose the square that will NOT be called out during game play. If you've chosen the later, begin by having each player choose a square on their board to put a free marker on.

Then, one person is to choose one of the facedown Game Marker cards and call out the luau item. Each player is then to search on his/her BINGO card for the called out item and place a game marker on that square. Once all players have done this, the Caller then picks another Game Draw card and the steps are repeated. A player has won once he/she has created a four-marker, consecutive line on his/her BINGO card. For instance, a winning card would have a game marker on each square from side to side on a single row, from top to bottom on a single column, or from corner to corner. The winner is to then call out 'BINGO!' signaling to the other players that the round is over and that he/she has won.

All the BINGO cards are then collected and each player is to choose a new card. A new round begins (with a new Caller chosen if the Caller is also playing).

Variations

The above rules apply, however try changing the marker configuration from round to round. For instance, in the first round explain that the winner must have the above mentioned, four marker line in order to call out BINGO! In the next round, tell the players that they must instead 'mark out' an X on their BINGO cards (all the spaces on the two, corner-to-corner diagonals). Other variations/patterns are as follows:

- Create the letter 'Z' (the top and bottom rows along with the diagonal from upper right corner to bottom left)
- First player to mark out each of the four corners.
- First player to mark out all edge squares (far left & right columns along with top and bottom rows)

- Black out – meaning the first player to fill in every square on their board.

Some other game variations include the following:

- If few enough players, give every player TWO cards to play with at the same time. You could either have the winner be the one with BINGO on either card OR both!
- This is a lot of fun and something that kids really enjoy. Lay out the cards on a table where the participants can walk around to view them all. Station each player by a card. Call out a square. Each player checks their board and puts a marker on that square if they have it. THEN...have each player rotate to the right around the table, standing now in front of a new card. Call out a new marker. The winner is the one who ends up on the winning card at the moment that the card wins!!!


THE NEXT page contains
the game draws. They are
to be cut out and turned
upSide dOWN during game
PLay.

L ei	S eashell	B each	F ire D ancer	B B Q
H awaii	L uau	S tarfish	S ea H orse	H ula
L imbo D ance	O cean	W aterfall	L agoon	W ater L illies
I ris	M aui	A loha	R ain	H onolulu
C oconuts	P ineapple	S and	F ish	D olphin
		S eaweed		

THE NEXT page HAS ALL OF
the Space Markers For
game play. EACH Square is
to be cut out and HANded
to each individual playing
(at least 16 each). There
are 99 to a page.

[illegible]

**THE FINAL pages
contain ALL 16
UNIQUE BINGO cards.**





BINGO

Lei	Seashell	Beach	Fire Dancer
Hawaii	Louau	Starfish	Sea Horse
Limbo Dance	Ocean	Waterfall	Lagoon
Iris	Maui	Aloha	Rain



BINGO

BBO

Hawaii

Iris

Waterfall

Seaweed

Louau

Honolulu

Limbo
Dance

Fish

Beach

Water
Lillies

Pineapple

Dolphin

Coconuts

Hula

Seashell



Water
Lillies

Starfish

Coconuts

Rain

BBO

Hawaii

Honolulu

Waterfall

Seaweed

Fish

Beach

Seashell

Hula

Dolphin

Maui

Iris



BINGO

BBO	Lei	Seaweed	Waterfall
Fire Dancer	Luau	Pineapple	Water Lillies
Beach	Pineapple	Starfish	Sea Horse
Lagoon	Ocean	Honolulu	Dolphin





BINGO

Rain

Lagoon

Iris

Waterfall

Maui

Dolphin

Limbo
Dance

Aloha

Fish

Ocean

Hula

Louau

Sea
Horse

Honolulu

Starfish

Coconuts



BINGO

BBO

Lagoon

Aloha

Rain

Sea
Horse

Hawaii

Hula

Honolulu

Ocean

Waterfall

Fire
Dancer


Pineapple

Seaweed

Water
Lillies

Beach

Seashell



BBQ

Rain

Coconuts

Starfish

Hula

Dolphin

Pineapple

Water
Lillies

Lei

Limbo
Dance

Aloha

Hawaii

Fish

Honolulu

Luau

Seashell



BINGO

BBO

Hawaii

Honolulu

Dolphin

Hula

Fish

Limbo
Dance

Rain

Lei

Fire
Dancer

Starfish

Ocean

Water
Lillies

Luau


Sea
Horse

Waterfall



BINGO

Rain	Lagoon	Pineapple	Fish
Fire Dancer	Starfish	Lei	Limbo Dance
Sand	Water Lillies	Sea Horse	Ocean
Dolphin	Hula	Honolulu	BBO



Seaweed

Beach

Seashell

Iris

Lei

Sand

Coconuts

Maui

Luau

Hula

Honolulu

Fish


Limbo
Dance

Dolphin

Ocean

Sea
Horse





BINGO

Rain

Beach

Loei

Maui

BBQ

Seaweed

Dolphin

Honolulu

Lagoon

Ocean

Luau


Water
Lillies

Pineapple

Fish

Hula

Seashell



BINGO

Hawaii	Honolulu	Dolphin	Lagoon
Water Lillies	Sea Horse	Ocean	Waterfall
Lei	Sand	Beach	Seashell
Rain	Aloha	Iris	Seaweed

